



PRODUCT OVERVIEW
2021

2021

R65 LED FLEXIBLE POLE MOUNT



12/24V · 12 LEDs
ECE Reg 65 · Rated IP67
H: 211mm · Base: ø116mm
Functions: Single, Double,
Quad, Revolving



R65 STANDARD CA 7066

R65 LED 3 BOLT MOUNT



12/24V · 12 LEDs
ECE Reg 65 · Rated IP67
H: 125mm · Base: ø148mm
Functions: Single, Double,
Quad, Revolving



R65 STANDARD CA 7067

R65 LED MAGNETIC MOUNT



12/24V · 12 LEDs
ECE Reg 65 · Rated IP67
H: 131mm · Base: ø148mm
Functions: Single, Double,
Quad, Revolving



R65 STANDARD CA 7068

R65 LED 3 BOLT MOUNT



10/30V · 32 Amber LEDs
ECE Reg 10/65 · Rated IP67
H: 150.5mm · Base: ø165mm
5 Flash Patterns · 28w



R65 STANDARD CA 7051

R65 LED SINGLE POLE MOUNT



10/30V · 32 Amber LEDs
ECE Reg 10/65 · Rated IP67
H: 150.5mm · Base: ø165mm
5 Flash Patterns · 28w



R65 STANDARD CA 7052

R65 LED MAGNETIC MOUNT



10/30V · 32 Amber LEDs
ECE Reg 10/65 · Rated IP67
H: 150.5mm · Base: ø165mm
5 Flash Patterns · 28w



R65 STANDARD CA 7053

R65 LED POLE MOUNT



10/30V · 32 Amber LEDs
ECE Reg 10/65 · Rated IP67
H: 201mm · Base: ø118mm
5 Flash Patterns · 28w



R65 STANDARD CA 7054

R65 LED MAGNETIC MOUNT



10/30V · 36 Amber LEDs
ECE Reg 10/65 · Rated IP67
H: 100mm · Base: ø130mm
7 Flash Patterns · 18w



R65 COMPACT / MINI CA 7043

R65 LED 3 BOLT MOUNT



10/30V · 36 Amber LEDs
ECE Reg 10/65 · Rated IP67
H: 100mm · Base: ø130mm
7 Flash Patterns · 18w



R65 COMPACT / MINI CA 7045

R65 LED SINGLE BOLT MOUNT



12/24V · 8 LEDs · 24w
ECE Reg 10/65 · Rated IP56
H: 164mm · Base: ø129mm
Functions: 360° Revolving,
Intermittent Flash



R65 COMPACT CA 8082

R65 LED MAGNETIC MOUNT / 3 BOLT MOUNT



12/24V · 8 LEDs · 24w
ECE Reg 10/65 · Rated IP56
H: 135mm · Base: ø142mm
Functions: 360° Revolving,
Intermittent Flash



R65 COMPACT CA 8083

R65 LED POLE MOUNT



12/24V · 8 LEDs · 24w
ECE Reg 10/65 · Rated IP56
H: 208mm · Base: ø129mm
Functions: 360° Revolving,
Intermittent Flash



R65 COMPACT CA 8084

R65 LED SINGLE BOLT MOUNT



12/24V · 36 LEDs · 54w
ECE Reg 10/65 · Rated IP56
H: 132mm · Base: ø115mm
Functions: Single,
Double, Quad



R65 COMPACT CA 8122

R65 LED MAGNETIC MOUNT



12/24V · 36 LEDs · 54w
ECE Reg 10/65 · Rated IP56
H: 104mm · Base: ø115mm
Functions: Single,
Double, Quad



R65 COMPACT CA 8123

R65 LED POLE MOUNT



12/24V · 36 LEDs · 54w
ECE Reg 10/65 · Rated IP56
H: 179mm · Base: ø115mm
Functions: Single,
Double, Quad



R65 COMPACT CA 8124

R65 LED 3 BOLT MOUNT

12/24V · 36 LEDs · 54w
ECE Reg 10/65 · Rated IP56
H: 68mm · Base: Ø136mm
Functions: Single,
Double, Quad



R65 COMPACT CA 8125

R65 LED SINGLE BOLT MOUNT

12/24V · 36 LEDs · 54w
ECE Reg 10/65 · Rated IP56
H: 146mm · Base: Ø125mm
Functions: Single,
Double, Quad



R65 COMPACT CA 8185

R65 LED MAGNETIC MOUNT

12/24V · 36 LEDs · 54w
ECE Reg 10/65 · Rated IP56
H: 117mm · Base: Ø139mm
Functions: Single,
Double, Quad



R65 COMPACT CA 8186

R65 LED POLE MOUNT

12/24V · 36 LEDs · 54w
ECE Reg 10/65 · Rated IP56
H: 193mm · Base: Ø125mm
Functions: Single,
Double, Quad



R65 COMPACT CA 8187

LED SINGLE BOLT MOUNT

12/24V · 60 LEDs · 30w
ECE Reg 10 · Rated IP56
H: 125mm · Base: Ø146mm
Functions: 360° Revolving,
Intermittent Flash



COMPACT CA 8182

LED MAGNETIC MOUNT / 3 BOLT MOUNT

12/24V · 60 LEDs · 30w
ECE Reg 10 · Rated IP56
H: 117mm · Base: Ø139mm
Functions: 360° Revolving,
Intermittent Flash



COMPACT CA 8183

LED FLEXIBLE POLE MOUNT

12/24V · 60 LEDs · 30w
ECE Reg 10 · Rated IP56
H: 193mm · Base: Ø125mm
Functions: 360° Revolving,
Intermittent Flash



COMPACT CA 8184

R65 LED MAGNETIC MOUNT / RECHARGEABLE



12/24V · 36 LEDs · 54w
ECE Reg 10/65
Rated IP66
H: 98mm · Base: Ø123mm
Functions: Single,
Double, Quad



CA 8190

R65 LED MAGNETIC MOUNT

12/24V · 32 Amber LEDs · 30w
ECE R10/65 · Rated IP6K9K
H: 85mm · Base: Ø169mm
10 Flash Patterns



R65 LOW PROFILE CA 7050

2 BOLT MOUNT (MINI)

ECE Approved
Rated IP56
H: 131mm
Base: Ø99mm



12/24V LED CA 7505LED
12/110V XENON CA 7505

3 BOLT MOUNT (MINI)

ECE Approved
Rated IP56
H: 95mm
Base: Ø129mm



12/24V LED CA 7500LED
12/110V XENON CA 7500

MAGNETIC MOUNT (MINI)

ECE Approved
Rated IP56
H: 95mm
Base: Ø129mm



12/24V LED CA 7501LED
12/110V XENON CA 7501

SINGLE BOLT ROTATING

12/24V · Rated IP56
ECE Approved · Reg 65
H: 200mm
Base: Ø142mm
H1 Halogen Bulb



STANDARD ROTATOR CA 2040C

POLE MOUNT ROTATING

12/24V · Rated IP56
ECE Approved · Reg 65
H: 245mm
Base: Ø128mm
H1 Halogen Bulb



STANDARD ROTATOR CA 2050C

MAGNETIC MOUNT ROTATING

12/24V · Rated IP56
ECE Approved · Reg 65
H: 200mm
Base: Ø142mm
H1 Halogen Bulb



STANDARD ROTATOR CA 2045C

LED THREE BOLT MOUNT



12/24V · 80 White LEDs
18w · ECE Reg 10/65
Rated IP56
H: 200*128*140mm

STANDARD **CA 6055C**

LED SINGLE BOLT MOUNT



12/24V · 80 White LEDs
18w · ECE Reg 10/65
Rated IP56
H: 205*140*126mm

STANDARD **CA 6056C**

LED MAGNETIC MOUNT



12/24V · 80 White LEDs
18w · ECE Reg 10/65
Rated IP56
H: 200*140*126mm

STANDARD **CA 6057C**

LED FLEXIBLE POLE MOUNT



12/24V · 80 White LEDs
18w · ECE Reg 10/65
Rated IP56
H: 245*140*125mm

STANDARD **CA 6058C**

LED SINGLE BOLT MOUNT



12/24V · 60 LEDs · 30w
ECE Reg 10 · Rated IP56
H: 125mm · Base: Ø146mm
Functions: 360° Revolving,
Intermittent Flash



COMPACT **CA 8182G**

LED MAGNETIC / 3 BOLT MOUNT



12/24V · 60 LEDs · 30w
ECE Reg 10 · Rated IP56
H: 117mm · Base: Ø139mm
Functions: 360° Revolving,
Intermittent Flash



COMPACT **CA 8183G**

LED FLEXIBLE POLE MOUNT



12/24V · 60 LEDs · 30w
ECE Reg 10 · Rated IP56
H: 193mm · Base: Ø125mm
Functions: 360° Revolving,
Intermittent Flash



COMPACT **CA 8184G**

R65 LED SINGLE BOLT MOUNT



12/24V · 36 LEDs · 54w
ECE Reg 10/65 · Rated IP56
H: 132mm · Base: Ø115mm
Functions: Single,
Double, Quad



R65 COMPACT **CA 8122R**

R65 LED MAGNETIC MOUNT



12/24V · 36 LEDs · 54w
ECE Reg 10/65 · Rated IP56
H: 104mm · Base: Ø115mm
Functions: Single,
Double, Quad



R65 COMPACT **CA 8123R**

R65 LED POLE MOUNT



12/24V · 36 LEDs · 54w
ECE Reg 10/65 · Rated IP56
H: 179mm · Base: Ø115mm
Functions: Single,
Double, Quad



R65 COMPACT **CA 8124R**

ALL NEW EP 1090

(see page 15 for details)



Powerful (350 Lumens) · Perfect for Long Range Usage · Motion Activated
Controlled Dimming Function · Multiple Brightness Settings · Rechargeable Battery Via USB Port

6 LED LOW PROFILE WARNING LIGHT

10/30V • 6 LEDs • ECE Reg 10/65
Rated IP67 • 120*32*14.4mm • 10 Patterns



Amber **CA 7084**
Red **CA 7084R**

4 LED LOW PROFILE WARNING LIGHT

10/30V • 4 Amber LEDs • ECE Reg 10
Rated IP67 • 96.8*28.3*12.6mm • 19 Patterns



Amber **CA 7071**

6 LED LOW PROFILE WARNING LIGHT

10/30V • 6 LEDs • ECE Reg 10 • Rated IP67
112.6*28.3*12.6mm • 19 Patterns



Amber **CA 7073**
Red **CA 7073R**
White **CA 7073W**

3 LED SUPER SLIM WARNING LIGHT

12/24V • 3 LEDs • ECE Reg 10/65
Rated IP67 • 83*30*9mm • 18 Patterns



NEW

Amber **CA 7182A**

4 LED SUPER SLIM WARNING LIGHT

12/24V • 4 LEDs • ECE Reg 10/65
Rated IP67 • 99*30*9mm • 18 Patterns



NEW

Amber **CA 7183A**

6 LED SUPER SLIM WARNING LIGHT

12/24V • 6 LEDs • ECE Reg 10/65
Rated IP67 • 131*30*9mm • 18 Patterns



NEW

Amber **CA 7184A**

3 LED WARNING LIGHT

10/30V • 3 LEDs
ECE Rated • Rated IP67
91*45*28mm • 6 Patterns



Amber / ECE REG 65 **CA 6082A**
Red / ECE REG 10 **CA 6082R**
White / ECE REG 10 **CA 6082W**

6 LED WARNING LIGHT

10/30V • 6 Amber LEDs • ECE Reg 10/65
Rated IP67 • 140*48*30mm • 10 Patterns



Amber **CA 6084**

6 LED WARNING LIGHT

12/24V • 6 Amber LEDs • ECE Reg 10/65
Rated IP67 • 142*30*35mm • 10 Patterns



Amber **CA 6083**

R65 3 LED WARNING LIGHT

10/30V • 3 LEDs • ECE Reg 65
Rated IP6K9K • 91*48*28mm • 10 Patterns



Amber **CA 6082**

8 LED WARNING LIGHT

10/30V • 8 LEDs • ECE Reg 10/65
Rated IP67 • 91*42*27mm • 9 Patterns



Amber **CA 7083A**

10 LED WARNING LIGHTS

10/30V • 12 LEDs • ECE Reg 10 • Rated IP67
142*62*27mm • 18 Patterns



Amber **CA 6079**
Red **CA 6079R**
White **CA 6079W**

10 LED WARNING LIGHT

10/30V • 12 Amber SMD LEDs • ECE Reg 10
Rated IP67
138*58*20mm
10 Patterns



Amber **CA 7061A**

12 LED LOW PROFILE WARNING LIGHT

12/24V • 12 Amber SMD LEDs • ECE Reg 10/65
Rated IP67
114*44*11mm
10 Patterns



Amber **CA 7082A**

3 LED OVAL WARNING LIGHT

12/24V
3 Amber SMD LEDs
ECE Reg 10/65 • Rated IP67
92*65*35mm • 6 Patterns



Amber **CA 5711**

DAYTIME RUNNING LAMP

10/30V • 8 White SMD LEDs • ECE Approved
Rated IP67 • 140*28*34mm



White **CA 5713**

**More LED Directional Warning Lights
to come this year..**

Contact your 247Lighting distributor for more details

LED Warning Lightbars

LED MINI MASTER

LED MINI MASTER LIGHTBAR

12/24V · 20 LEDs
ECE Reg 10 · Rated IP65
297*175*53mm
10 Patterns
Amber Lens



Bolt On **CA 7626C**
Magnetic **CA 7627C**

LED MINI MASTER

LED MINI MASTER LIGHTBAR (REG 65)

12/24V · 20 LEDs
ECE Reg 10/65 · Rated IP65
297*175*53mm
10 Patterns
Clear Lens



Bolt On **CA 7634**
Magnetic **CA 7635**


SIGMA REG 65 BEACON



Magnetic Pods Available



LIGHTBAR ILLUMINATED



LED SIGMA 16" LIGHTBAR (REG 65)

10/30V · 56 Amber SMD LEDs
ECE Reg 10/65 · Rated IP69K · 10 Patterns
4 Bolt Fixings · 2.5mtr Cable
388*223*66mm

16" Lightbar **CA 7097**
4 Pod Magnetic Kit **CA 7097MAG**

APOLLO LED LIGHTBAR RANGE



NEW

29" | 742*270*98.5mm | 72 LEDs **CA 7651**
38" | 963*270*98.5mm | 90 LEDs **CA 7652**
47" | 1183*270*98.5mm | 108 LEDs **CA 7653**

NEW

55" | 1403*270*98.5mm | 126 LEDs **CA 7654**

LED APOLLO LIGHTBAR (REG 65)

10/30V · High Performance Amber LEDs
ECE Reg 10/65 · Rated IP65 · 19 Flash Patterns
PC Bracket Mount · 500mm Cable
Adjustable Mounting Brackets
Bolt Fixing

ECLIPSE

LED ECLIPSE LIGHTBAR (REG 65)

12/24V · Amber LEDs
ECE Reg 10/65 · Rated IP67
10 Patterns
Bolt Fixing



27" | 694*305*121mm | 100 LEDs **CA 7630**
47" | 1149*305*121mm | 164 LEDs **CA 7628**

LED ECLIPSE LIGHTBAR (REG 65)

12/24V · Amber LEDs
ECE Reg 10/65 · Rated IP67
10 Patterns
Bolt Fixing



16" | 467*305*76mm | 68 LEDs **CA 7632B**
4 Pod Magnetic Kit **CA 7632MAG**

4" SQUARE WORK LAMP - 15W



12/28V · 1050 Lumens
5 LEDs
Rated IP67
ECE Reg 10
127*136*41mm

CA 5702

4" SQUARE WORK LAMP - 15W



12/28V · 1200 Lumens
9 LEDs
Rated IP67
ECE Reg 10
100*100*63mm

CA 5770

4" SQUARE WORK LAMP - 27W



9/32V · 1950 Lumens
9 LEDs
Rated IP67
ECE Reg 10
109*109*48mm

CA 5740

4" SQUARE WORK LAMP - 32W



10/30V · 1920 Lumens
16 SMD LEDs
Rated IP66 · ECE Reg 10
110*110*28mm



CA 5741

4" SQUARE WORK LAMP - 48W



10/30V · 2016 Lumens
16 SMD LEDs
Rated IP6K9K · ECE Reg 10
110*110*28mm



CA 5745

4" SQUARE WORK LAMP - 27W



12/28V · 2050 Lumens
9 LEDs
Rated IP67
ECE Reg 10
116*106*70mm

CA 5709

4" SQUARE WORK LAMP - 48W



12/28V · 3200 Lumens
16 LEDs
Rated IP67
ECE Reg 10
118*118*74mm

CA 5714

4" SQUARE WORK LAMP - 48W



10/30V · 4150 Lumens
16 LEDs
Rated IP67 · ECE Reg 10
110*110*69.7mm



Plug-in Connector **CA 5752**

EXPLORER WORK LAMP - 35W



9/32V · 3500 Lumens · 7 CREE LEDs
Rated IP68 · ECE Reg 10
EMC (CISPR 25 CLASS 4)
109*75*118mm



Plug-in Connector **CA 6161**

3" ROUND WORK LAMP - 18W



12/28V · 1350 Lumens
6 LEDs
Rated IP67
ECE Reg 10
84*97*113mm

CA 5703

4" ROUND WORK LAMP - 18W



12/28V · 1350 Lumens
6 LEDs
Rated IP67
ECE Reg 10
116*43*136mm

CA 5706

4" MAGNETIC WORK LAMP - 18W



12/28V · 1350 Lumens
6 LEDs · Rated IP67
ECE Reg 10
116*147*43mm · 9mtr Cable
With cigarette plug

CA 5707

6" EASY SWITCH LAMP - 12W



12/28V · 1350 Lumens
12 LEDs
Rated IP67 · ECE Reg 10
On / Off Switch
156*242*86mm

CA 5712

EXPLORER WORK LAMP - 90W



9/32V · 9000 Lumens · 6 CREE LEDs
Rated IP68 · ECE Reg 10
EMC (CISPR 25 CLASS 4)
106*79*131mm



Plug-in Connector **CA 6171**

5" RECTANGULAR WORK LAMP - 18W



12/28V · 1350 Lumens
6 LEDs
Rated IP67
ECE Reg 10
145*46*75mm

CA 5708

6" RECTANGULAR WORK LAMP - 18W



12/28V · 1350 Lumens
6 LEDs
Rated IP67
ECE Reg 10
150*100*59mm

CA 5705

6" ADJUSTABLE WORK LAMP - 24W



12/28V · 1600/1800 Lms
8 LEDs · Rated IP67
ECE Reg 10
156*93*85mm
Side & Bottom Fix

CA 5716

6" ADJUSTABLE WORK LAMP - 40W



12/28V · 3400 Lms · 8 LEDs
Rated IP67 · ECE Reg 10
156*93*95mm
Side & Bottom Fix



Plug-in Connector **CA 5746**

LED Worklamps

6" OVAL WORK LAMP - 24W



10/30V · 1440 Lumens
8 LEDs · Rated IP6K9K
ECE Reg 10
142*60*90mm



CA 5743

6" OVAL WORK LAMP - 18W



12/28V · 1350 Lumens
6 LEDs
Rated IP67
ECE Reg 10
145*90*50mm

CA 5704

6" OVAL SPOT LAMP - 24W



12/28V · 1800 Lumens
8 LEDs
Rated IP67
EMC Approved
148*92*65mm

CA 5722

6" OVAL WORK LAMP - 39W



10/30V · 3100 Lumens
Rated IP67
ECE Reg 10
145*77*120mm



Plug-in Connector **CA 5751**

2.5" MINI ROUND WORK LAMP - 9W



10/30V · 750 Lumens
3 LEDs
Rated IP67
ECE Reg 10
70*95*45mm

CA 5734

2.5" MINI TRI WORK LAMP - 9W



10/30V · 750 Lumens
3 LEDs
Rated IP67
ECE Reg 10
72*98*48mm

CA 5730

3.5" MINI OVAL WORK LAMP - 9W



10/30V · 750 Lumens
3 LEDs
Rated IP67
ECE Reg 10
84*74*57mm

CA 5732

SQUARE MINI WORK LAMP - 7.5W



NEW

12/24V · 950 Lumens
5 LEDs
Rated IP69K
ECE Reg 10
73*31*94mm

CA 5733

ROUND MINI WORK LAMP - 7.5W



NEW

12/24V · 950 Lumens
5 LEDs
Rated IP69K
ECE Reg 10
75*30*94mm

CA 5735

4" SQUARE REVERSE LAMP - 16W



NEW

10/30V · 500 Lumens
16 LEDs
Rated IP66
ECE Reg 10 / Reg 23
110*110*41mm

CA 5731

9" LED SCENE LAMP - 18W



NEW

12/24V · 18 LEDs
Rated IP67 · ECE Reg 10
230.7*53.7*46.4mm

CA 5748

DISPLAY BOXES AVAILABLE
for **CA 5741** & **CA 5743** from
our popular **TREKKER** Series.

Contact your 247Lighting
distributor for more details.

LED Head Lamps

NEW

COMBO LED HEADLIGHT (RH)



12/24V · 16 LEDs · 82W*
Plug in Connector
20cm Fly Lead
RHD Vehicles Only
Rated IP68
ECE Reg 6 / 10 / 87 / 112
228*106*173mm

*HIGH BEAM: 44W, LOW BEAM: 22W, DRL: 7W **CA 6165R**

NEW

COMBO LED HEADLIGHT (LH)



12/24V · 16 LEDs · 82W*
Plug in Connector
20cm Fly Lead
RHD Vehicles Only
Rated IP68
ECE Reg 6 / 10 / 87 / 112
228*106*173mm

*HIGH BEAM: 44W, LOW BEAM: 22W, DRL: 7W **CA 6165L**

LED Worklamp Bars

21" ADVENTURE WORK LAMP BAR

12/28V · 4050 Lumens · 18 LEDs
 Rated IP67
 ECE Reg 10
 536*86*55mm



CA 6123

8" ADVENTURE WORK LAMP BAR

12/28V · 2700 Lms · 12 LEDs
 Rated IP67
 ECE Reg 10
 200*90*66mm



CA 6114

ADVENTURE WORK LAMP BARS - DOUBLE ROW

12/28V · Rated IP67 · ECE Reg 10



24 LEDs / 446*96*80 / 5400 LMS **CA 6115**
 48 LEDs / 824*96*80 / 10800 LMS **CA 6117**
 60 LEDs / 1013*96*80 / 13500 LMS **CA 6119**

ADVENTURE CURVED WORK LAMP BARS - DOUBLE ROW

12/28V · Rated IP67 · ECE Reg 10



24 LEDs / 528*119*85 / 5400 LMS **CA 6126**
 36 LEDs / 719*119*93 / 8100 LMS **CA 6127**
 48 LEDs / 910*119*103 / 10800 LMS **CA 6128**

LED Driving Lamps

NEW

LED-X DRIVING / POSITION LAMP

12/24V · 20 LEDs · 33.6W*
 Rated IP69K
 ECE Reg 7 / 10 / 12
 245*90*160mm



LED-X

*FULL BEAM: 30W + POSITION: 3.6W **CA 6162**

NEW

LED DRIVING LAMP

12/24V · 4200 Lumens · 42W*
 16 LEDs
 Rated IP68
 ECE Reg 10
 248*90*161mm



*DRL: 9W + FULL BEAM: 33W **CA 6164**

LED Multifunctional Tail Lamps

MULTIFUNCTIONAL TAIL LAMP



10/30V
ECE Approved
Rated IP67
120*39*19mm
S · T · I

CA 7092

MULTIFUNCTIONAL FOG / REVERSE LAMP



10/30V
ECE Approved
Rated IP67
120*39*19mm
R · F

CA 7096

MULTIFUNCTIONAL TAIL LAMP



10/30V
ECE Approved
Rated IP67
192*50*28mm
S · T · I · R · RR

CA 7070

4" MULTIFUNCTIONAL TAIL LAMP



12/24V
ECE Approved
Rated IP67
105*95*24mm
S · T · I · NP · RR

CA 7093

4" FRONT POSITION / INDICATOR



12/24V
ECE Approved
Rated IP67
105*95*24mm
FP · I · RR

CA 7094

4" FOG / REVERSE



12/24V
ECE Approved
Rated IP67
105*95*24mm
F · R · RR

CA 7095

4" MULTIFUNCTION TAIL LAMP



10/30V
ECE R6/7/10
Rated IP67
82*82*28mm
100*100*28mm
(w/Bracket)

S · T · I **CA 7106**

4" INDICATOR & TAIL LAMP



10/30V
ECE R6/7/10
Rated IP67
82*82*28mm
100*100*28mm
(w/Bracket)

T · I **CA 7107**

4" REVERSE & TAIL LAMP



10/30V
ECE R7/10/23
Rated IP67
82*82*28mm
100*100*28mm
(w/Bracket)

T · R **CA 7108**

4" STOP & TAIL LAMP



10/30V
ECE R7/10
Rated IP67
82*82*28mm
100*100*28mm
(w/Bracket)

S · T **CA 7109**

FOG / REVERSE LAMP



12/24V
ECE Approved
Rated IP67
101*81*29

Fog **CA 7103**
Reverse **CA 7102**

4.5" MULTIFUNCTIONAL TAIL LAMP



12V
ECE Approved
Rated IP65
112*112*25mm
S · T · I · RR

CA 7058

6" MULTIFUNCTIONAL TAIL LAMP



12V
ECE Approved
Rated IP66
155*85*25
S · T · I · RR
TWIN PACK

CA 7060

8" MULTIFUNCTIONAL TAIL LAMP



12/24V
ECE Approved
Rated IP67
190*100*37mm
S · T · I · RR

CA 7069

12" MULTIFUNCTIONAL TAIL LAMP



12/24V · ECE Approved
Rated IP67 · 284*100*37mm
S · T · I · R · RR · F

CA 7098

12" MULTIFUNCTIONAL TAIL LAMP



12/24V · ECE Approved
Rated IP67 · 284*100*37mm
S · T · I · R · RR

CA 7099

F: Fog Light FP: Front Position I: Indicator Light NP: NumberPlate R: Reverse Light RR: Reflex Reflect S: Stop Light SM: Side Marker T: Tail Light

12" MULTIFUNCTIONAL TAIL LAMP (DYNAMIC INDICATOR)

12/24V · ECE Approved
Rated IP67
283*100*29mm
S · T · I · R · RR · F



CA 7048

12" MULTIFUNCTIONAL TAIL LAMP

12/30V
ECE Approved
Rated IP67
296*142*45mm
S · T · I · R · RR · F



Left **CA 7035**
Right **CA 7036**

10" MULTIFUNCTIONAL TAIL LAMPS

12/24V
ECE Approved
Rated IP67
252*133*28.5mm
S · T · I · R · RR · F



Left **CA 7046**
Right **CA 7047**

MULTIFUNCTIONAL TAIL LAMPS

12/24V
ECE Approved
Rated IP67
208*187.4mm
S · T · I · F · RR



Right **CA 7105R**
Left **CA 7105L**

5" MULTIFUNCTIONAL TAIL LAMP

12/24V · 40 SMD LEDs · 7.8W
ECE Reg 3 / 6 / 7 / 10
Rated IP67
Ø140mm*38mm
S · T · I
Dynamic Indicator



Left **CA 9003**
Right **CA 9004**

5.5" MULTIFUNCTIONAL TAIL LAMP

10/30V
ECE Approved
Rated IP67
20 LEDs
Ø140mm*83mm
S · T · I



CA 9008

5.5" MULTIFUNCTIONAL TAIL LAMP

12/24V
ECE R6 / R7
Rated IP67
20 SMD LEDs
S · T · I



With Bowl / Ø140*83mm **CA 9007**
No Bowl / Ø140*38mm **CA 9009**

5" MULTIFUNCTIONAL TAIL LAMP

10/30V
ECE Approved
Rated IP67
24 LEDs
Ø122mm*43mm
S · T · I



CA 7008

5" MULTIFUNCTIONAL FOG / REVERSE

12/24V
ECE Approved
Rated IP67
24 LEDs
Ø122mm*43mm
F · R



CA 7009

5" MULTIFUNCTIONAL FRONT POSITION/ INDICATOR

12/24V
ECE Approved
Rated IP67
24 LEDs
Ø122mm*43mm
FP · I



CA 7010

F: Fog Light

FP: Front Position

I: Indicator Light

NP: NumberPlate

R: Reverse Light

RR: Reflex Reflect

S: Stop Light

SM: Side Marker

T: Tail Light

LED Multifunctional Tail Lamps



ROUND LED LIGHT FOG / REVERSE

12/24V
ECE Approved
Rated IP67
14 LEDs
Ø140mm*35mm

Fog **CA 9013**
Reverse **CA 9014**

LED NUMBER PLATE LAMP

10/30V
4 LEDs
ECE Approved
Rated IP67
72*50*41mm



CA 7085

LED COMMERCIAL TAIL LAMPS



12/24V
ECE Approved
Rated IP67
445*144*76mm
AMBER
SIDE MARKER

S·T·I·R·RR **CA 7040**
S·T·I·F·RR **CA 7041**

LED COMMERCIAL TAIL LAMPS



12/24V
ECE Approved
Rated IP67
445.5*144*76mm
AMBER
SIDE MARKER

Left / S·T·I·RR·SM **CA 7042**
Right / S·T·I·RR·SM **CA 7044**

LED COMMERCIAL TAIL LAMP



12/24V · 128 LEDs
ECE Approved
Rated IP67
D: 523*135*76mm
S·T·I·R·F·RR·SM
Dynamic Indicator
With side stalk lamp

Left **CA 7020**
Right **CA 7021**

LED COMMERCIAL TAIL LAMP



12/24V · 118 LEDs
ECE Approved
Rated IP67
D: 360*135*36mm
S·T·I·R·F·RR
Dynamic Indicator

Left **CA 7026**
Right **CA 7027**

LED COMMERCIAL TAIL LAMP

NEW

12/24V · 84 SMD LEDs
ECE Reg 3 / 6 / 4 / 7 / 38 / 91
EMC Reg 10
Rated IP67
350*131*60mm
S·T·I·R·F·RR·SM
Dynamic Indicator



Left **CA 7022**
Right **CA 7023**

LED COMMERCIAL TAIL LAMP

NEW

12/24V · 76 LEDs
ECE Reg 3 / 6 / 7 / 23 / 38
EMC Reg 10
Rated IP67
350*131*36.5mm
S·T·I·R·F·RR
Dynamic Indicator



Left **CA 7028**
Right **CA 7029**

F: Fog Light FP: Front Position I: Indicator Light NP: NumberPlate R: Reverse Light RR: Reflex Reflect S: Stop Light SM: Side Marker T: Tail Light



LED MARKER LAMPS

10/30V · 3 LEDs
Pendant Bracket Mount
Rated IP67
ECE Approved
110*70(40)*13mm

Amber **CA 6090A**
Red **CA 6090R**
White **CA 6090W**



LED MARKER LAMPS

12/24V · 5 LEDs
Bracket Mount
Rated IP67
ECE Approved
110*82*38mm

Amber **CA 7090A**
Red **CA 7090R**
White **CA 7090W**



LED MARKER LAMPS

12/24V · 3 LEDs
Surface/Bracket Mount
Plug-In Connector
Rated IP67 · ECE Approved
102*74.3*36.2mm

Amber **CA 9350**
Red **CA 9350R**
White **CA 9350W**



LED MARKER LAMPS

10/30V
Surface/Bracket Mount
ECE Approved
Rated IP67
111*75(46)*24mm

Amber **CA 7125A**
Red **CA 7125R**
White **CA 7125W**



LED MARKER LAMPS

12/24V
ECE Approved
Rated IP67
103*45*38mm

Amber **CA 9330A**
Red **CA 9330R**
White **CA 9330W**



LED MARKER LAMPS

12/24V
ECE Approved
Rated IP67
109*41*38mm

Amber **CA 9320A**
Red **CA 9320R**
White **CA 9320W**



LED MARKER LAMPS

12/24V
ECE Approved
Rated IP67
130*32mm

Amber **CA 9310A**
Red **CA 9310R**
White **CA 9310W**



LED MARKER LAMPS

12/24V
ECE Approved
Rated IP66
96*20mm

Amber **CA 9315A**
Red **CA 9315R**
White **CA 9315W**



LED MARKER LAMPS

10/30V · 2 LEDs
Surface Mount
Rated IP66
ECE Approved
65*28*17mm

Amber **CA 6095A**
Red **CA 6095R**
White **CA 6095W**



LED MARKER LAMPS

10/30V
ECE Approved
Rated IP67
Ø28*16

Amber **CA 6091A**
Red **CA 6091R**
White **CA 6091W**

NEW



LED SIDE MARKER LAMP

10/30V · 6 SMD LEDs (0.2W each)
Horizontal Mount · Rated IP67
ECE Reg 3 / 7 / 91 · EMC Reg 10
124*49*22mm

CA 7112A

LED MARKER LAMPS

12/24V · 2 LEDs
Surface Mount · Rated IP67
ECE Approved
106*35*13mm

CA 7120



LED MARKER LAMPS

12/24V · 2 LEDs
Surface Mount · Rated IP67
ECE Approved
126*37.7*10mm

CA 7091A



LED RUBBER STALK LAMP

12/24V · 8 LEDs · Surface Mount
Rated IP67 · ECE Approved
87*67mm
Front: White
Rear: Red

Right **CA 9711**



45° LED STALK LAMPS

10/30V · 5 LEDs · 45° Angle
Rated IP67 · ECE Approved
Front: White · Rear: Red · Side: Amber
190*104*32mm

Left / Horizontal **CA 6193**
Right / Horizontal **CA 6194**



45° LED STALK LAMPS

10/30V · 5 LEDs · 45° Angle
Rated IP67 · ECE Approved
Front: White · Rear: Red · Side: Amber
149*144*104mm

Left / Vertical **CA 6193V**
Right / Vertical **CA 6194V**



NEW

LED STALK LAMP (RIGHT)

10/30V · 39 SMD LEDs · 33.9W
Vertical Mount · Rated IP67
ECE Reg 6 / 7 / 10 / 91 · 185*146*52mm
Amber / Red / White Lens

Left **CA 6192V**
Right **CA 6191V**



60° LED STALK LAMPS

12/24V · 6 LEDs · 60° Angle
Rated IP66 · ECE Approved
175*55mm · Lens: Ø60mm
Front: White · Rear: Red

Left **CA 6296**
Right **CA 6297**



60° LED STALK LAMPS

10/30V · 8 LEDs · 60° Angle
Rated IP67 · ECE Approved
130*55mm · Lens: Ø60mm
Front: White · Rear: Red

Left **CA 6096**
Right **CA 6097**



90° LED STALK LAMPS

10/30V · 8 LEDs · 90° Angle
Rated IP67 · ECE Approved
160*55mm · Lens: Ø60mm
Front: White · Rear: Red

Left **CA 6196**
Right **CA 6197**



90° SHORT LED STALK LAMPS

12/24V · 6 LEDs · 90° Angle
Rated IP66 · ECE Approved
115*55mm · Lens: Ø60mm
Front: White · Rear: Red

Left **CA 6298**
Right **CA 6299**



NEW

LED SIDE MARKER LAMP

10/30V · 15 SMD LEDs (0.2W each)
Horizontal / Vertical Mount
Rated IP67 · ECE Reg 7 / 10 / 91
132*102*54mm

Left **CA 9721**
Right **CA 9722**



LED MAGNETIC TRAILER LAMPS

12V • ECE Reg 3 / 4 / 6 / 7 • Rated IP67
2.5mtr Between Lamps • 7 Pin Connection
Reflector / Stop / Tail / Indicator / Number Plate



7.5 Metre Cable / LED **CA 9553**
12 Metre Cable / LED **CA 9554**

MAGNETIC TRAILER LAMPS

12V • ECE Reg 4 / 6 / 7 • Rated IP67
2.5mtr Between Lamps • 7 Pin Connection
Stop / Tail / Indicator / Number Plate



7.5 Metre Cable / BULB **CA 9550**

LED TRAILER BOARDS

12V • ECE Reg 3 / 4 / 6 / 7 / 38 • Rated IP67
Reflector / Stop / Tail / Ind. / Fog / No. Plate



4 Foot / 7 Metre Cable / LED **CA 9504**
4 Foot / 12 Metre Cable / LED **CA 9505**
5 Foot / 12 Metre Cable / LED **CA 9507**

TRAILER BOARDS


12V • ECE Reg 3 / 4 / 6 / 7 / 38 • Rated IP67
Reflector / Stop / Tail / Ind. / Fog / No. Plate



4 Foot / 7 Metre Cable / BULB **CA 9500**
4 Foot / 10 Metre Cable / BULB **CA 9502**

RESISTORS

50 Watt
28*50*15mm



12 Volt **CA 6061**
24 Volt **CA 6062**

RESISTORS

Aluminium Alloy
87*45*30mm
Low Power Consumption



12 Volt / 15.96W **CA 7055**
24 Volt / 16.08W **CA 7056**

LED INSPECTION LAMP & TORCH

580 Lumens • 2 in 1 LED Lamp
Rechargeable • 270° Dual Pivot Head
4 Brightness settings • USB / Car Charger
Magnetic Stand / Metal Hook
Ultra Slim, Compact design
Folds into Pocket size Lamp
Dimensions: 325*40*30mm
Display Box of 8 Available



EP 066

LED INSPECTION LAMP & TORCH

380 Lumens
Rechargeable
7 SMD LEDs • USB / Car Charger
2 Magnets • 2 Foldable Hooks
Li-ion Battery
Dimensions: 270*60*39mm
Display Box of 8 Available



EP 069



RECHARGEABLE COB LED HEAD TORCH

350 Lumens • 5W COB LED • Li-ion Battery
120° Illumination • Switch Mode Function: 10% - 100%
Attachable Head Band/Belt Bracket • Motion Activated & Dimming Function
IP Rated IP65 / IK Rated: IK08 • Protection Class: Class III
CE Rated / RoHS
Dimensions: 87*49*41mm
Display Box of 10 Available



EP 1090

10.5" / 22.5" INTERIOR LAMP*



12/28V
H: 28 / D:13.5
On/Off Switch
*PACKS of 2

266mm | 380 Lms | 18 LEDs **CA 7079**
570mm | 900 Lms | 45 LEDs **CA 7080**

18.25" / 10.5" INTERIOR LAMP



12/28V
H: 100 / D:28
On/Off Switch

460mm | 1920 Lms | 96 LEDs **CA 7077**
262mm | 960 Lms | 48 LEDs **CA 7078**

14.5" SWIVEL LAMP



12/28V · 30 LEDs
120 Lms
470*35*33mm
On/Off Switch
400mm Cable
180° Turnable

CA 6077

13" SWIVEL LAMP



12/28V · 6 LEDs
600 Lms
327*46*51mm
On/Off Switch
400mm Cable
180° Turnable

CA 6075

9" SWIVEL LAMP



12/28V · 10 LEDs
60 Lms
225*35*33mm
On/Off Switch
400mm Cable
180° Turnable

CA 6078

6" ROUND LAMP



12/28V · w/Switch
6 LEDs · 660 Lms
Ø143*38mm
400mm Cable

CA 6150

4" ROUND LAMP



12/28V · w/Switch
3 LEDs · 330 Lms
Ø95*24mm
400mm Cable

CA 6151

5" ROUND LAMP



12/24V · ECE Reg 10
35 LEDs · 2100 Lms
Ø130*17mm
Illuminated Touch Switch
Rated IP67

CA 6152


7" OVAL LAMP



12/24V · ECE Reg 10
20 LEDs · 1400 Lms
172*57*15mm
Illuminated Touch Switch
Rated IP67

CA 6153

6.75" OVAL LAMP



12/24V · ECE Reg 10
20 LEDs · 800 Lms
170*82*18mm
W/Switch
Rated IP67
Operation Temp: +65°C to -40°C

CA 7072

NEW

4.3" REVERSING CAMERA KIT



12/24V · No Audio
Night Vision: 10m
Camera IP69
ECE Reg 10
Sun Visor / Mirror, Normal Option
9 Pin Cable Connection
10mtr Cable Included

CA 9742

7" REVERSING CAMERA KIT



12/32V · With Audio
Night Vision
Camera IP69
ECE Reg 10
Sun Visor Included
9 Pin Cable Connection
20mtr Cable Included

CA 9770

7" WIRELESS REVERSING KIT



9/32V
No Audio
Night Vision
Camera IP67
ECE Reg 10
Sun Visor Included

CA 9780

7" QUAD SCREEN WIRELESS KIT



12/32V
With Audio · Night Vision
Camera IP67 · ECE Reg 10
Sun Visor
Takes up to 4 cameras
DVR Enabled

CA 9790

7" REAR VIEW MIRROR KIT



12/32V
No Audio
Night Vision
Camera IP69
ECE Reg 10
20mtr Cable Included

CA 9772

NEW

4.3" (109MM) DIGITAL MONITOR



DC 12-24 Volts · 4.3" (109mm) Digital Monitor
NTSC/PAL (Auto Switch) · 480RGB(H) x 234(V) DOT
2AV Video Input
Brightness: 300cd/m² · Contrast: 300:1
No Audio Function · ECE Reg 10
9 Pin Connect · 1500mm cable
Dimensions: 94mm*75mm*21mm

Compatible with CA 9742 **CA 9743**

5" (127MM) DIGITAL TFT MONITOR



DC 12-32 Volts · 5" Digital TFT Monitor
NTSC/PAL (Auto Switch) · 800 RGB(H)*480(V) DOT
2AV Video Input
Brightness: 300cd/m² · Contrast: 350:1
With Audio Function · ECE Approved
9 Pin Connect · 1500mm cable
Dimensions: 146mm*110mm*26mm

Compatible with CA 9770 **CA 9778**

7" (178mm) DIGITAL TFT PANEL MONITOR



DC 12-32 Volts · 7" (178mm) Digital TFT Panel Monitor
NTSC/PAL (Auto Switch) · 800 RGB(H)*480(V) DOT
2AV Video Input
Brightness: 300cd/m² · Contrast: 350:1
With Audio Function · CE Approved
9 Pin Connect · 1500mm cable
Dimensions: 177mm*122mm*26mm

Compatible with CA 9770 **CA 9773**

7" (178mm) TFT LCD MONITOR



DC 9-32 Volts · 7" (178mm) TFT Digital Monitor
NTSC/PAL (Auto Switch) · 800 RGB(H)*480(V) DOT
1AV Video Input
Brightness: 300cd/m² · Contrast: 400:1
No Audio Function · CE Approved
4 Pin Connect · 1800mm cable
Dimensions: 204mm*141mm*78mm

Compatible with CA 9780 **CA 9781**

7" (178mm) WIRELESS SAFETY MONITOR



DC 12-32 Volts · 7" (178mm) HD 4 Split DVR Monitor
NTSC/PAL (Auto Switch) · 800 RGB(H)*480(V) DOT
4AV Video Input
Brightness: 450cd/m² · Contrast: 500:1
With Audio Function · CE Approved
8 Pin Connect · 1950mm cable
Dimensions: 177mm*122mm*26mm

Compatible with CA 9790 **CA 9791**

NEW

9" HD COLOUR SAFETY MONITOR

12-32V · 9" (236mm) HD Monitor · NTSC/PAL System
800 RGB(H) x 480 (V) Dot · 2 Way Video Input
Brightness: 300cd/m² / Contrast: 300:1
With Audio, 1 Channel Input
ECE Reg 10
9 Pin Connect / 1500mm cable
Dimensions: 236mm*158mm*28mm



Compatible with CA 9770 **CA 9777**

7" (178mm) TFT LCD MONITOR

12-32V · 7" (178mm) TFT LCD Monitor · NTSC/PAL System
480 RGB(H) x 234 (V) Dot · 2 Way Video Input
Brightness: 300cd/m² / Contrast: 350:1
AudioInput 0.2-0.4A / <10W
9 Pin Connection / CE Approved
Dimensions: 245mm*110mm*25mm



Compatible with CA 9772 **CA 9775**

NEW

COLOUR CAMERA

DC12V · No Audio · CMOS 1/4" Image Sensor
NTSC: 510*492, PAL: 500*582 · 420TVL
Built-In Lens: 1.4mm · Night Vision: 10m
120° Viewing Angle / Video Output: 1.0Vpp / 75Ω
Rated IP69 · ECE Reg 10
4 Pin Connect / 600mm cable
Dimensions: 18mm*22mm*22mm



Compatible with CA 9742 **CA 9788**

WIRELESS SAFETY CAMERA

DC12V · No Audio · CMOS 1099
NTSC: 960*576, PAL: 960*576 · 600TVL · Infrared 18 LEDs
Built-In Lens: 2.8mm · Night Vision: 10m
120° Viewing Angle · Video Output: 1.0Vpp / 75Ω
Rated IP67 · CE Approved
4 Pin Connect / 450mm cable
Dimensions: 95mm*70mm*65mm



Compatible with CA 9780 **CA 9782**

SIDE MOUNT COLOUR CAMERA

DC12V · No Audio · CMOS
NTSC: 720*576, PAL: 720*487 · 550TVL · Infrared 12 LEDs
Built-In Lens: 2.5mm · Night Vision: 10m
120° Viewing Angle · Video Output: 1.0Vpp / 75Ω
Rated IP69 · CE Approved
4 Pin Connect / 550mm cable
Dimensions: 78mm*68mm*70mm



Compatible with CA 9770 **CA 9784**

NEW

9" HD WIRELESS QUAD MONITOR

12-32V · 9" (236mm) Wireless 4 Split DVR Monitor
NTSC/PAL System · 800 RGB(H) x 480(V) Dot
DVR Recording Function · 4 Way Video Input
Brightness: 450cd/m² / Contrast: 500:1
With Audio, 1 Channel Input
ECE Reg 10 · 8 Pin Connect / 1950mm cable
Dimensions: 236mm*158mm*28mm



Compatible with CA 9790 **CA 9793**

NEW

COLOUR CAMERA

DC12V · No Audio · CMOS 1/4" Image Sensor
NTSC: 510*492, PAL: 500*582 · 420TVL
Built-In Lens: 1.4mm · Night Vision: 10m
120° Viewing Angle · Video Output: 1.0Vpp / 75Ω
Rated IP69 · ECE Reg 10
4 Pin Connect / 600mm cable
Dimensions: 16mm*22mm*38mm



Compatible with CA 9742 **CA 9744**

COLOUR CAMERA

DC12V · With Audio · CMOS Image Sensor
NTSC: 720*576, PAL: 720*487 · 550TVL · Infrared 18 LEDs
Built-In Lens: 2.5mm · Night Vision: 10m
120° Viewing Angle · Video Output: 1.0Vpp / 75Ω
Rated IP69 · CE Approved
4 Pin Connect / 550mm cable
Dimensions: 72mm*45mm*60mm



Compatible with CA 9770 / 9772 **CA 9774**

WIRELESS SAFETY CAMERA

DC12V · With Audio · CMOS 1058
NTSC: 976*494, PAL: 976*494 · 600TVL · Infrared 18 LEDs
Built-In Lens: 2.8mm · Night Vision: 15m
120° Viewing Angle · Video Output: 1.0Vpp / 75Ω
Wireless Signal 100m (unblocked) · Rated IP67
CE Approved · DC Connector / 650mm cable
Dimensions: 75mm*63mm*48mm



Compatible with CA 9790 **CA 9797**

SIDE MOUNT COLOUR CAMERA

DC12V · No Audio · CMOS
NTSC: 720*576, PAL: 720*487 · 550TVL · Infrared 10 LEDs
Built-In Lens: 2.5mm · Night Vision: 10m
120° Viewing Angle · Video Output: 1.0Vpp / 75Ω
Rated IP69 · CE Approved
4 Pin Connect / 550mm cable
Dimensions: 73mm*60mm*51mm



Compatible with CA 9770 **CA 9785**

DOME MOUNT COLOUR CAMERA



DC12V · No Audio · CMOS
 NTSC: 720*576, PAL: 720*487 · 550TVL · Infrared 12 LEDs
 Built-In Lens: 2.5mm · Night Vision: 10m
 120° Viewing Angle · Video Output: 1.0Vpp / 75Ω
 CE Approved
 4 Pin Connect / 550mm cable
 Dimensions: Ø95mm*63mm*Ø95mm

Compatible with CA 9770 **CA 9786**

SIDE MOUNT COLOUR CAMERA



DC12V · No Audio · CMOS
 NTSC: 960*576, PAL: 960*576 · 700TVL · Infrared 6 LEDs
 Built-In Lens: 8.5mm · Night Vision: 10m
 120° Viewing Angle · Video Output: 1.0Vpp / 75Ω
 Rated IP69 · CE Approved
 4 Pin Connect / 550mm cable
 Dimensions: 50mm*42mm*70mm

Compatible with CA 9770 **CA 9787**

EXTENSION CABLE

All Compatible with the CA 9770 / CA 9772



20 Mtrs **CA 9776**
 5 Mtrs **CA 9776.05**
 10 Mtrs **CA 9776.10**
 15 Mtrs **CA 9776.15**

SUZIE CABLE KIT

2m Spring Cable · Coil
 2 x 7 Pin Female Connection
 Compatible with
 the CA 9770 / CA 9772



CA 9757

UNIVERSAL STAND FOR MONITOR FAN TYPE

Compatible with
 the CA 9770 / CA 9772



CA 9689

UNIVERSAL STAND FOR MONITOR SUCTION TYPE

Compatible with
 the CA 9770 / CA 9772



CA 9657

ELECTRIC HORN



12V **BLEP 817**
 24V **BLEP 816**

WARNING BUZZER



12V / BLACK **BLEP 780**
 24V / RED **BLEP 781**

BACK UP REVERSING ALARM

97db · IP67 · REG 10 · 12-24V
 Tone Type: BEEP



104*41*69mm **EP 1207**

BACK UP REVERSING ALARM

107db · IP67 · REG 10 · 12-24V
 Tone Type: BEEP



99*41*63mm **EP 1208**

WHITE NOISE REVERSING ALARM

97db · IP67 · REG 10 · 12-24V
 Tone Type:
 WHITE NOISE



104*41*69mm **EP 1209**

WHITE NOISE REVERSING ALARM

107db · IP67 · REG 10 · 12-24V
 Tone Type:
 WHITE NOISE



127*96*78mm **EP 1211**

COMMERCIAL & UNIVERSAL MIRRORS

Over 20 Types Available · Flat / Convex



Please check our Website:
www.247lighting.net for details or
 contact our sales team sales@247lighting.net

Electrical Components

PLUGS, SOCKETS & CONNECTORS



AUTOMOTIVE / STARTER CABLE

Available in Reels & Retail Packs



CABLE TIES & CABLE ACCESSORIES

Available in sizes 2.5 - 12.4
(black, white, silver)




NYLON CONDUIT / HEATSHRINK

Available in sizes 10mm - 28.3mm
Split & Unsplit



WIRING ACCESSORIES

Wiring Terminals, Connectors & Joiners



FUSES / FUSE HOLDERS & RELAYS

Standard, Mini & Maxi Blades
Assorted Packs Available



BOOSTER CABLE / GRIPS



247 LIGHTING CRIMPING AND STRIPPING TOOLS

For use on Copper and Aluminium Cable



TL 500

BATTERY CONNECTORS

Battery Leads, Earth Straps & Cable Lugs



BATTERY TERMINALS

Car / Tractor / Truck / Stud Lug Bolt



ISOLATOR SWITCHES

Assortment Available



ELECTRICAL SWITCHES

2 Way / 3 Way / Push Button
Flick Switch / Rocker Switch
Momentary Switch



WARNING LIGHTS



**FOR OUR FULL RANGE OF
ELECTRICAL COMPONENTS
& ACCESSORIES**

Please check our Website:
www.247lighting.net or
contact our sales team
sales@247lighting.net